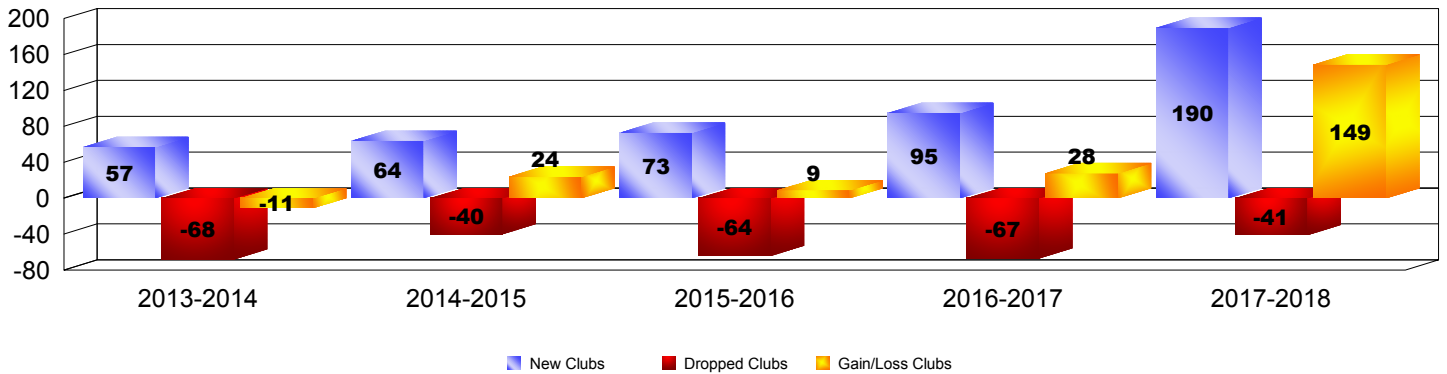
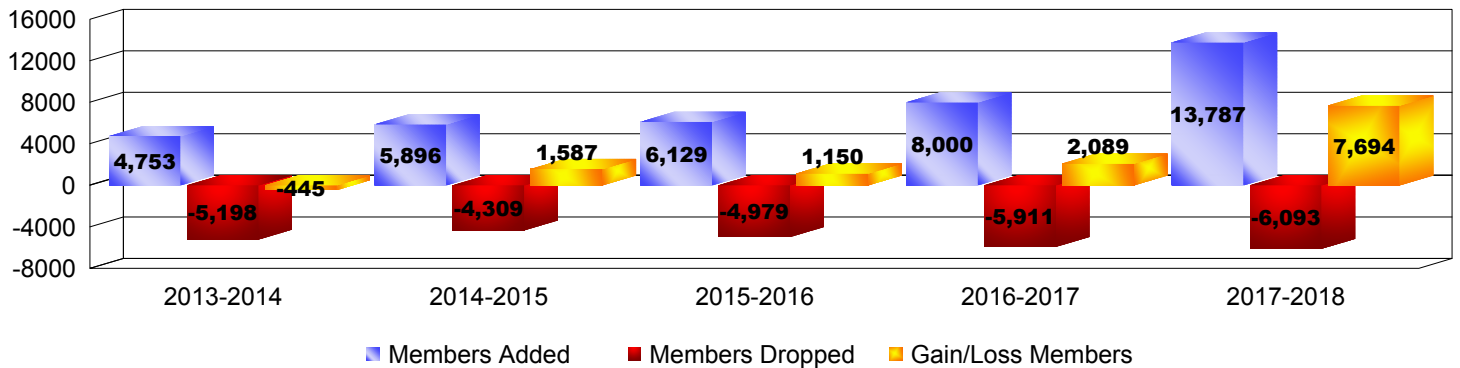


Year	New Clubs	Dropped Clubs	Gain/Loss Clubs	New Members	Charter Members	Reinstate Members	Transfer Members	Total Member Added	Total Members Dropped	Gain/Loss Members
2013-2014	57	-68	-11	2685	1615	392	61	4753	-5198	-445
2014-2015	64	-40	24	3363	2032	303	198	5896	-4309	1587
2015-2016	73	-64	9	3517	2087	440	85	6129	-4979	1150
2016-2017	95	-67	28	4874	2570	416	140	8000	-5911	2089
2017-2018	190	-41	149	8245	4858	611	73	13787	-6093	7694
Average	96	-56	40	4537	2632	432	111	7713	-5298	2415

Clubs




Members



Membership Composition

June 2018 Cumulative



Gender Comparison

June 2018 Cumulative

